

# 2023 Annual Report

---





# Table Of Content

**About Us**

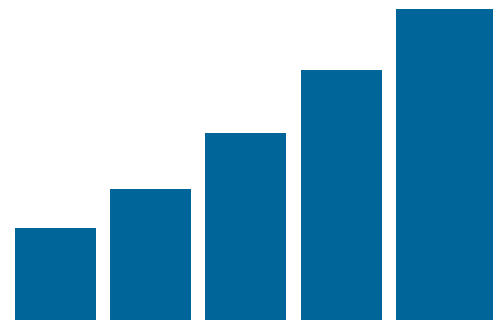
**Meet Our Team**

**Mission, Vision and Promise**

**Agency Finances**

**Program Services**

**Contact Us**



# About Us

Upon declaration of the "War on Poverty," which resulted from the Economical Opportunity Act of 1964, President Lyndon B. Johnson created what has grown to over 1,000 Community Action Agencies Across the nation - together Helping People, Changing Lives.

Since our creation on April 14, 1965, Community Action Partnership of Greater of St. Joseph has been partnering with low income families, individuals and communities in Andrew, Buchanan, Clinton and DeKalb Counties to help them achieve economic and social stability; to build community, and to advocate for social and economic justice.

Community Action Partnership of Greater St. Joseph provides assistance for low-income individuals and families in the form of utility assistance. We work to create safe and affordable housing opportunities through our Housing Development program. Our Head Start and Early Head Start programs provide early childhood education, nutrition, mental health, and social services to low-income children and their families.



# Meet Our Team



**WHITNEY LANNING**  
EXECUTIVE DIRECTOR



**TONIKA STARKS**  
HUMAN RESOURCE DIRECTOR



**ASHLEY PHILLIPS**  
EARLY CHILDHOOD PROGRAM  
DIRECTOR/ DEPUTY DIRECTOR



**AMANDA WESTON**  
FAMILY SERVICE DIRECTOR



**ANGI DUTY**  
COMMUNITY SERVICES  
DIRECTOR



**CHRIS WILSON**  
IT DIRECTOR



**DOUG EVENSON**  
HOUSING DIRECTOR

## Board of Directors

Megan Thomson President  
Robin Kilgore, Vice President  
Penny Graeff, Secretary  
LaTonya Williams, Treasurer  
Gretchen Herndon, At Large

Joyce Starr, Member  
Richard Riddell, Member  
Terri Lowdon, Member  
Shy'Keshia Moore, Member  
Mike Barnes, Member



# Mission, Vision and Promise

## Mission

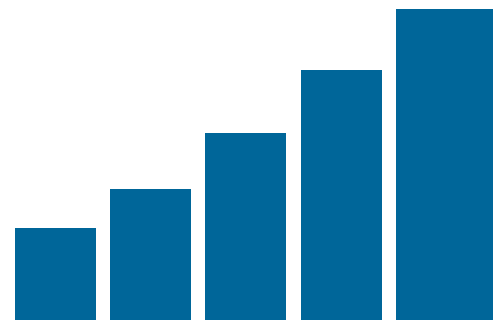
The mission of Community Action Partnership of Greater St. Joseph is to help people change their lives and engage communities to end poverty.

## Vision

The vision of Community Action Partnership of Greater St. Joseph is a community committed to ending poverty.

## Promise

Community Action changes people's lives, embodies the spirit of hope, improves communities, and makes America a better place to live. We care about the entire community and we are dedicated to helping people help themselves and each other.



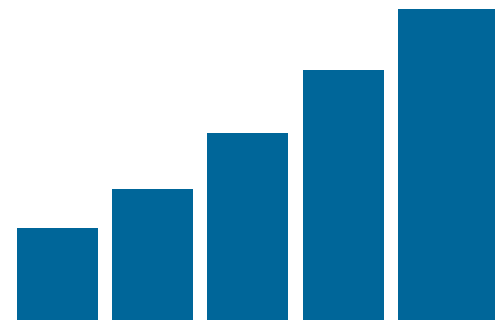
# Agency Finances



## Combining Schedule of Activities\*

Revenues and Gains	
Federal Grants	\$ 9,773,600
State Grants	\$ 263,494
Local	\$ 15,302
Non-Cash	\$ 48,336
Program Income	\$ 119,096
Interest	\$ 3,703
Miscellaneous Income	\$ 35,050
Gain/(Loss) on Sale of Assets	\$ (113,927)
	<b>\$ 10,144,653</b>
Expenses	
Salary/Fringe	\$ 5,953,375
Direct Client Services	\$ 1,466,160
Professional Fees	\$ 732,700
Depreciation	\$ 709,358
Supplies	\$ 463,452
Occupancy	\$ 678,161
Miscellaneous Expenses	\$ 226,278
Travel & Training	\$ 249,790
Insurance	\$ 162,035
Equipment	\$ 169
	<b>\$ 10,641,478</b>
Change in Net Assets	\$ (496,825)
Net Assets, Beginning of the Year	\$ 7,823,722
Net Assets, End of the Year	<b>\$ 7,326,898</b>

\*per Agency Wide Audit, FYE 02/28/2023, page 24



# Agency Finances



## Consolidated Statement of Functional Expenses\*

### Program Services

Early Childhood	\$ 7,097,856
Community Services	\$ 976,300
Housing	\$ 332,804
Energy Assistance	\$ 1,383,663

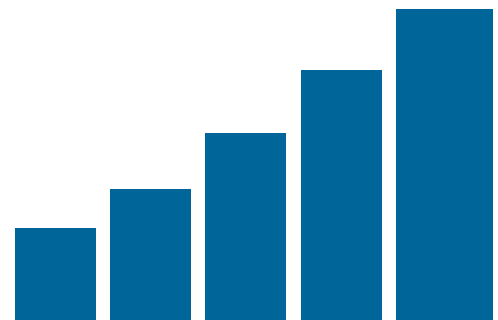
**Total Program Services** **\$ 9,789,903** 92%

### Supporting Activities

General & Admin	\$ 811,823
Fundraising	\$ 39,752

**Total Supporting Activities** **\$ 851,575** 8%  
**Total Organization Services** **\$ 10,641,478**

\*per Agency Wide Audit, FYE 02/28/2023, page 6





# Programs and Services

As a Community Action Agency, we administer programs, services and initiatives aimed at addressing the cause and conditions of poverty at a local level. Through the Community Service Block Grant Funds, we are able to provide our communities additional programs that benefit our clients.

Programs and services CAPSTJOE offers include:



HOUSING  
DEVELOPMENT



COMMUNITY  
ENGAGEMENT




HEAD START



ENERGY ASSISTANCE



FAMILY SERVICES



WORKFORCE  
DEVELOPMENT



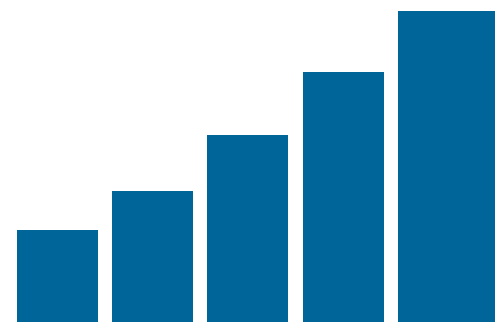
# Housing Development



Finding safe, decent, and affordable housing is a serious challenge for low-income families. CAPSTJOE has developed more than 460 new housing units for low-income households throughout our service area. These developments include apartments and single-family homes comprised of both new construction and rehabilitation of existing properties within our service area.

## HOME Investment Projects in Progress:

714 S 21st Street - additional funds Grant Date 2/28/21; sold April 2022	\$45,000.00
715 S 20th Street - 1 new home Grant Date 4/20/20; sold September 2023	\$190,548.00
719 S 20th Street - 1 new home Grant Date 5/4/20; sold August 2023	\$202,698.00
501 E Louis Street - 1 new home Grant Date 11/1/22; est. completion 7/2024	\$223,267.50
509 E Louis Street - 1 new home Grant Date 11/1/22; est. completion 9/2024	\$223,267.50
2101 S 8th - 10 container homes Grant Date - 5/3/21 ; Started development work 8/2023	\$800,000.00



# Family Services

FY 10/01/22-09/30/23



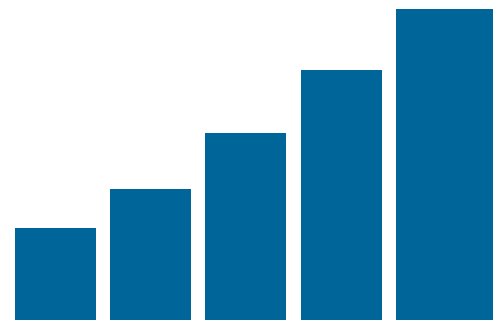
CAPSTJOE's Family Service Department includes programs and services designed to reduce poverty, revitalize low-income communities, and empower low-income families to become fully self-sufficient. Community Services Block Grant (CSBG) funding serves as the core funding for the Family Services Department. CSBG funds are leveraged in collaboration with other programs to accomplish a whole family approach. Below are the outcomes achieved by Family Service's programs and services.

## Intake Assessment and Referral

Car Seat Referrals	26
Emergency Utility Assistance (sewer, water, etc.)	216
Transportation Assistance	10
Birth Certificates	17
State Identification / Driver License	8
Hygiene Kits	167
Food Boxes	363
Housing Assistance (rent, temporary housing, etc.)	24

## Community Support

Provided transportation (medical, immigration, other)	35
---	----



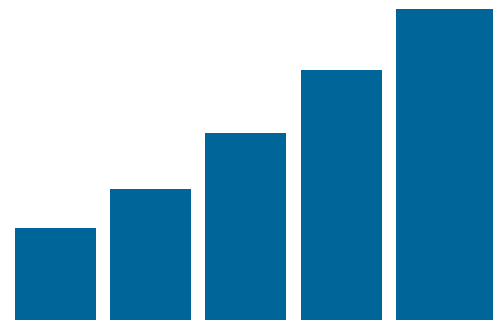
# Workforce Development

FY 10/01/22-09/30/23

CAPSTJOE's Family Service Department includes programs and services designed to reduce poverty, revitalize low-income communities, and empower low-income families to become fully self-sufficient. Community Services Block Grant (CSBG) funding serves as the core funding for the Family Services Department. CSBG funds are leveraged in collaboration with other programs to accomplish a whole family approach. Below are the outcomes achieved by Family Service's programs and services.

## Skill- Up

Individuals who received case management services	39
Individuals who received resume assistance	39
Unemployed adults who obtained employment with living wages	11
Individuals who were enrolled in training	17
Individuals who completed education/training	3





# Utility Assistance

FY 10/01/22-09/30/23

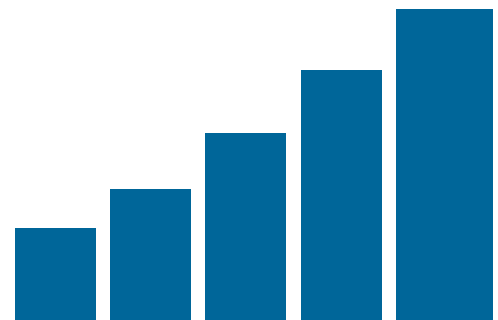
CAPSTJOE's Low-Income Home Energy Assistance Program (LIHEAP) provides financial assistance to low-income families with their heating and cooling cost. CAPSTJOE's Low-Income Household Water Assistance Program (LIHWAP) provides financial assistance to low-income families with their home water and sewer cost. Both programs play a vital role for families with fixed incomes, with over 50% households served being those of elderly or disabled individuals.

## Total LIHEAP application processed:

Energy Assistance Program	5,147
Winter Energy Crisis Intervention Program	2,245
Summer Energy Crisis Intervention Program	2,076

## Total LIHWAP application processed:

Water Utility Payments	1,564
------------------------	-------



# Early Childhood Programs

FY 03/01/22-02/28/23 Program Year 08/2022-08/2023



Head Start, Early Head Start and EHS Child Care Partnership programs continue to support the physical, mental, social, and emotional development of children from birth to age 5. In addition to education programs CAPSTJOE Head Start programs provided children and their families with comprehensive services that are responsive to each child and family's ethnic, cultural and linguistic heritage. Head Start encourages the role of parents as their child's first and most important teacher.

	Funded Enrollment	Actual Enrollment	Avg. Monthly Enrollment
Head Start:	254	296	100%
Early Head Start:	110	174	100%
Total:	364	470	

## Head Start:

Number of families identified as needing emergency/crisis intervention for food, clothing or shelter:	64
Number of children experiencing homelessness that were served during the enrollment year	20

## Early Head Start:

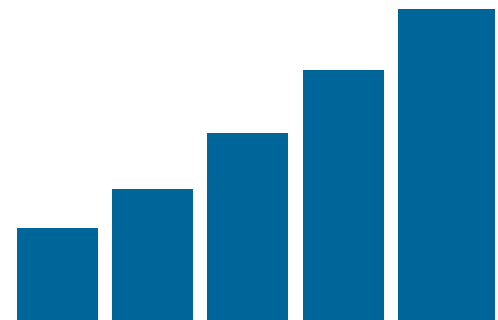
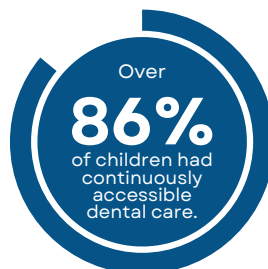
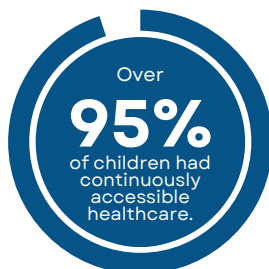
Number of families identified as needing emergency/crisis intervention for food, clothing or shelter:	53
Number of children experiencing homelessness that were served during the enrollment year	25

## School Readiness Outcomes

CAPSTJOE partnered with the families of 117 children for the transition to kindergarten.

## Family Services

Number of families served by all three Head Start Programs:	410
Number of parents/guardians who were enrolled in job training, school or employed:	288
Number of families provided with resources to strengthen family outcomes:	380
Number of involved fathers in child development experiences:	113





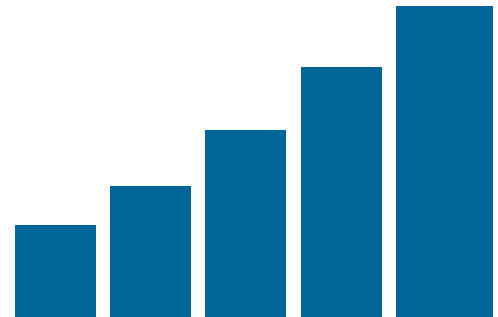

# Community Engagement

Part of CAPSTJOE’s efforts include advocacy for low income individuals and families. One of the most powerful tools CAPSTJOE has for engaging the community in the fight against poverty is community poverty simulations. Through a carefully designed curriculum, participants are placed into a “family” in poverty and asked to navigate the month in four 15-minute “weeks,” using only the resources pre-assigned to their family and those they can utilize from community providers in the simulation.

## Total poverty simulations held:

Poverty Simulations

7



# Contact Us



816-233-8281



1322 N 36th Street  
St. Joseph, MO



[www.capstjoe.org](http://www.capstjoe.org)

